

# Make your workspace ready for the next generation



SMARTair® is the access control system designed for coworking

**SMARTAIR**®  
Your Access. Your Control.




# Coworking, a fast-growing market\*...



The number of  
coworking venues  
has grown globally by

**240%**

over the past  
3 years




**66%**

of coworking  
providers expect  
to expand their  
workspace area – by  
70% on average



**33%**

plan to open at least  
one more location



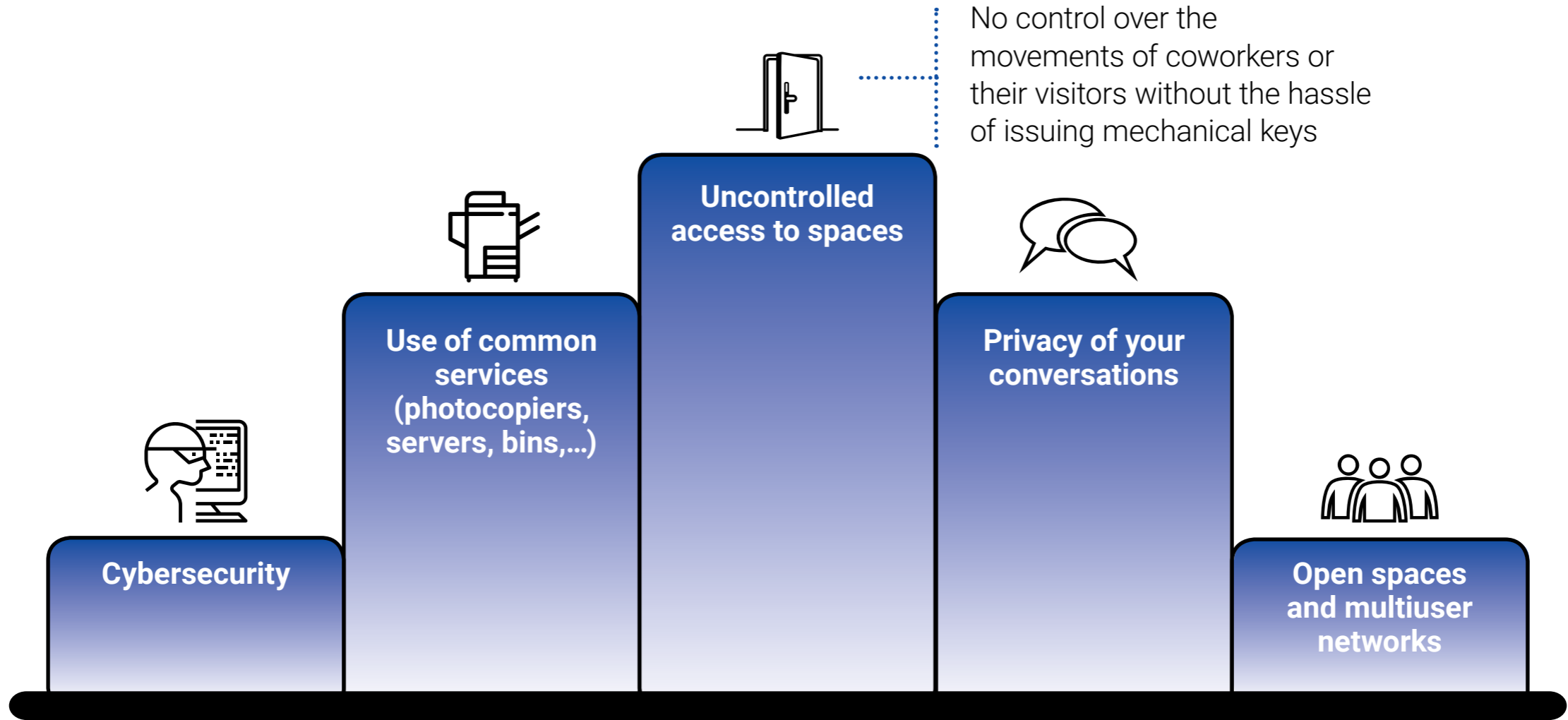
The number  
of coworkers  
will grow worldwide to

**3.8**

million  
in 2020


\*Sources: JLL and <http://www.deskmag.com>

# ... that faces privacy and security challenges





# Why access control can optimize your coworking business - 6 reasons




## Open all hours

Guarantee coworkers round-the-clock access without staff on-site



## Easy "key" management

When you install access control, one click cancels any digital key



## Competitive advantage

Differentiate your business with a modern and convenient solution



## Flexible spaces

Add security to a door or connect offices anytime, no keys needed



## Privacy matters

For many workspace users, confidentiality is a must



## Incident handling

An access system tells you who went where and when

# Why you should switch to SMARTair access control

Your coworking space benefits from...

				
				
<p><b>No disruptions</b> SMARTair is wire free: installers won't disturb your walls, your doors or your busy users</p>	<p><b>Mobile keys</b> Users and visitors unlock doors with their smartphone: no messing around with mechanical keys or keycards</p>	<p><b>Business data</b> A SMARTair system can tell you how your tenants use the space</p>	<p><b>Intuitive, easy software</b> You know in real time who went where and when</p>	<p><b>Trusted</b> It's secure, reliable and already deployed at businesses worldwide</p>

# How SMARTair works?

## Providing specific access rights to every user



The administrative staff ensures only the right people have access to each floor or room

### Where?

### Who? When?

#### Common spaces

- Office
- Coffee room
- Meeting room



**Coworker**



**Guest**



**Staff**

08:00 / 20:00  
12:00 / 14:00  
08:00 / 20:00

08:00 / 14:00  
12:00 / 14:00  
X

08:00 / 24:00  
08:00 / 24:00  
08:00 / 24:00

#### Private areas

- Management office
- Server room

X  
X

X  
X

08:00 / 24:00  
08:00 / 24:00

#### Outdoors spaces

- Terrace
- Parking

08:00 / 20:00  
08:00 / 20:00

08:00 / 20:00  
X

08:00 / 24:00  
08:00 / 24:00

#### Maintenance spaces

- Warehouse
- Cleaning room

X  
X

X  
X

08:00 / 24:00  
08:00 / 24:00

# Equipping your spaces with access control is so easy. It takes less than a day's work to swap your old mechanical locks

## 3 simple steps for user-friendly access control



**1** Easy to install

Simply replace a lock cylinder with the battery-powered **SMARTair knob cylinder**



No drilling at your existing door



No interruptions in your business day

**2** Easy to use

With the **SMARTair Openow app**, if you have your phone, you are already carrying your keys



Tap your phone to open a SMARTair lock



No need for separate keys or keycards

**3** Easy to manage

With **Openow management system** there is no need for a security specialist



Manage access from your phone or tablet



No more hassle issuing or replacing keycards

# You may still need other options

## Electronic devices

Also wireless and battery-powered electronic escutcheons, wall readers and locks can be installed in any type of door or access point.



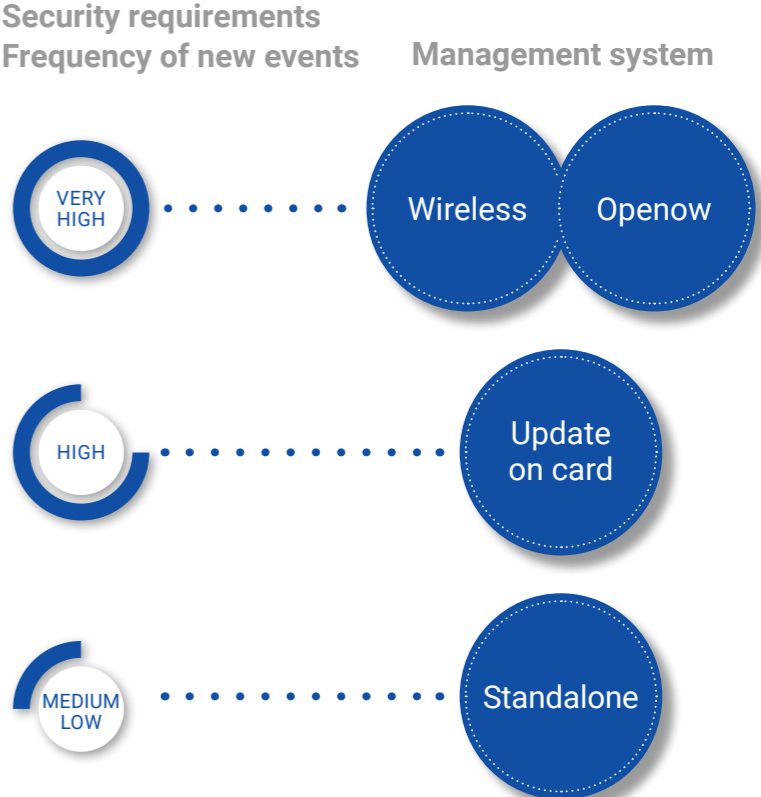
## Credentials

In addition to Openow, different formats such as cards, tags, bracelets or stickers allow end users to carry their credentials.



## Management systems

Because every company is different, SMARTair offers five access control management solutions to match your control needs.





# The best coworking spaces trust in SMARTair

ULab Coworking sought a flexible, wire-free access control system to maximise security, enable future expansion and complement the workspace's sleek, contemporary design.



[READ THE STORY](#)

“SMARTair devices integrate the latest design at ULab.”

Enrique Burgos,  
ULab Coworking Manager



**Company:**

ULab Coworking

**Location:** Alicante, Spain

**Devices installed:** 12  
SMARTair wireless  
escutcheons & 2 SMARTair  
wall readers

**Year of installation:** 2016

56 workstations,  
12 offices and an area  
reserved for events

**Daily Traffic:** 100 people

# Our expert team is here to help



We trust you have found this SMARTair coworking brochure convenient. If you would like to receive more information about SMARTair, click the link below and shortly one of our local experts will be in touch.

Our technical consultant will help you to:

- Raise security at your coworking office
- Reduce costs
- Learn how other coworking office are taking advantage of wireless access control

**PUT ME IN CONTACT WITH AN EXPERT**

## About Mul-T-Lock®

For more than 4 decades, Mul-T-Lock® has been designing, manufacturing, marketing and distributing innovative high security locking solutions to people, places, and organizations globally. Adhering to the world's most stringent standards, Mul-T-Lock® High-Security solutions are at work on every continent, in nearly 80 countries, and securing over 300 million users.

Using advanced and patented technologies, Mul-T-Lock® stays a step ahead of the market by anticipating customers' security and operational needs. As a member of the ASSA ABLOY Group, and with availability through over 20,000 authorized and trained service centers, customers rely on Mul-T-Lock® to provide proven, proactive, and protective High Security locking platforms.



[www.mul-t-lock.com](http://www.mul-t-lock.com)

The Mul-T-Lock name, the muscleman logo, in the field of locking products, and any other name, mark or logo used by Mul-T-Lock and/or its affiliates and marked by an ® or ™ sign are registered/pending trademarks of Mul-T-Lock Ltd. and/or its affiliates. ©2020 98102423

An ASSA ABLOY Group brand

**ASSA ABLOY**